BasketStats

QUICK GUIDE

In-game basketball stats

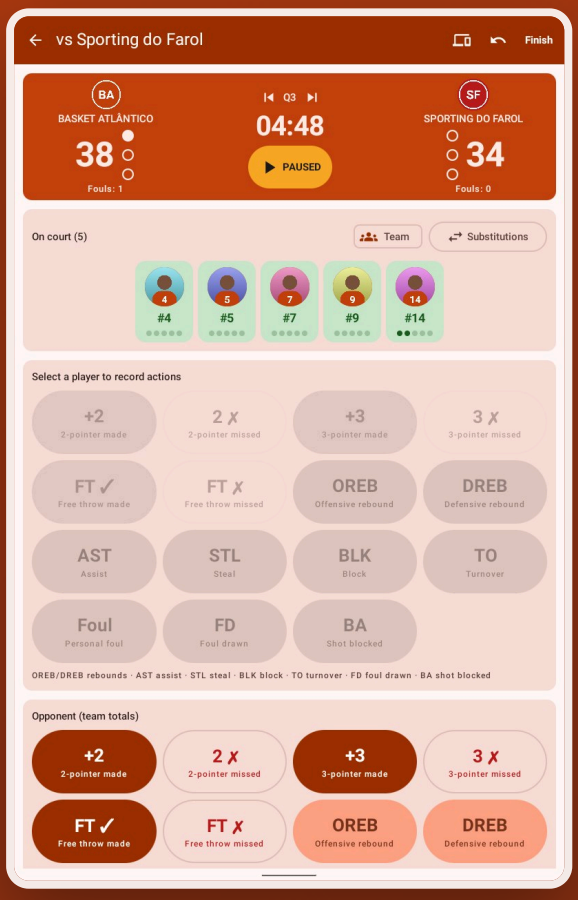

Version 1.0 · October 2026 · English

caldeiralabs.com

1 First launch

When you open the app, choose who will use it:

- **I follow a player**: parent or relative. You enter the player (name, number and photo) and their club.
- **I'm a coach / club**: you enter the club (the logo sets the app colours) and the first team (age group).

> **Tip:** Already using the app on another device? Tap “Restore from Google Drive”.

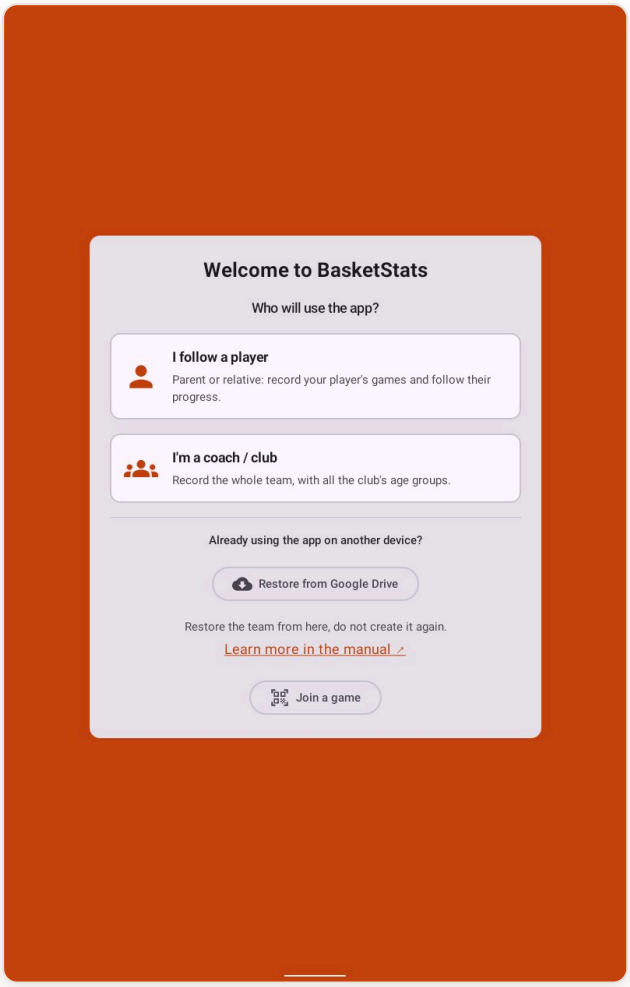

2 Add your players

In the **Players** tab, tap **Add** and enter name, number, position and, optionally, a photo. You can have several teams (age groups) and switch team with the button in the top-right corner.

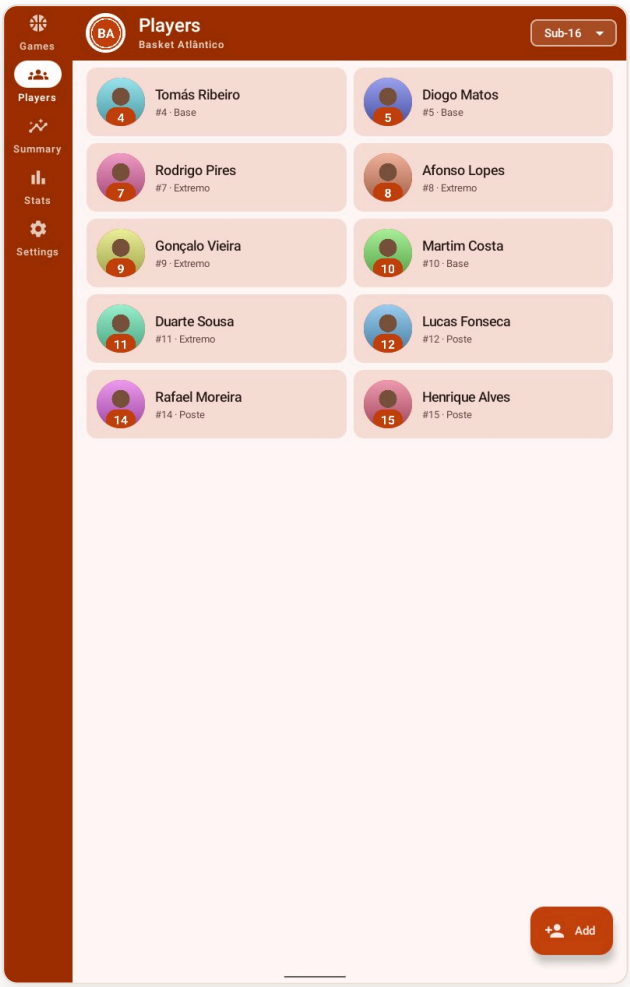

3 Create a game

In **Games** → **New game**, choose:

- **Whole team**: records every player, substitutions and the opponent.
- **One player**: only one player's actions and the score.
- The opponent, home or away, date, competition, number of periods and minutes.

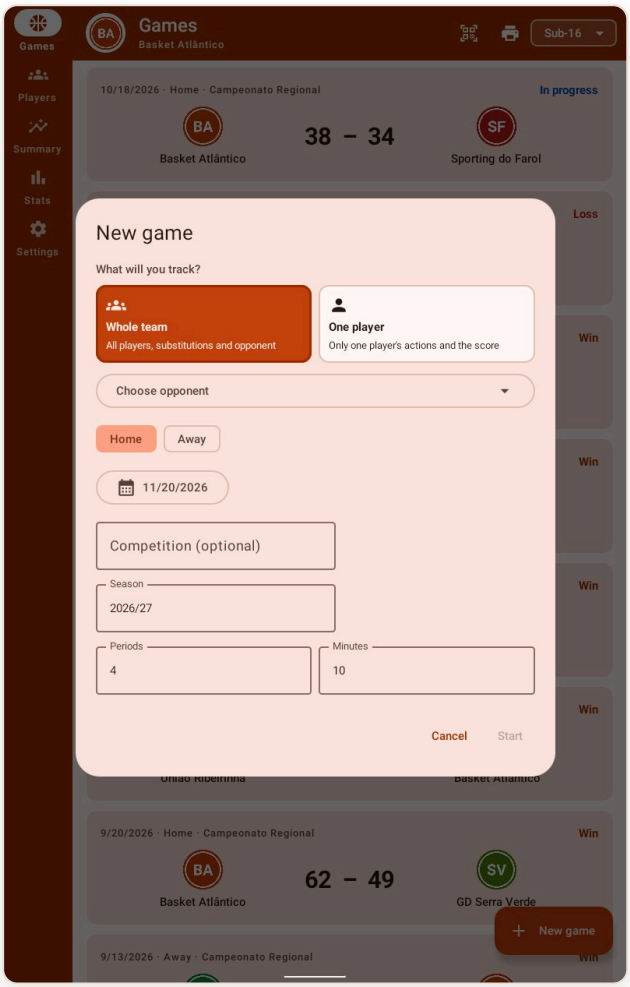

4 Record during the game

1. Tap the big clock button: **green** running, **yellow** paused, **red** stopped.
2. Tap the **player**, then the **action** (+2, 2 ✗, OREB, AST…).
3. For shots, tap where on the half court the shot was taken, or “Record without location”.
4. Every entry shows a confirmation with **Undo**, so you can fix a mistake straight away.

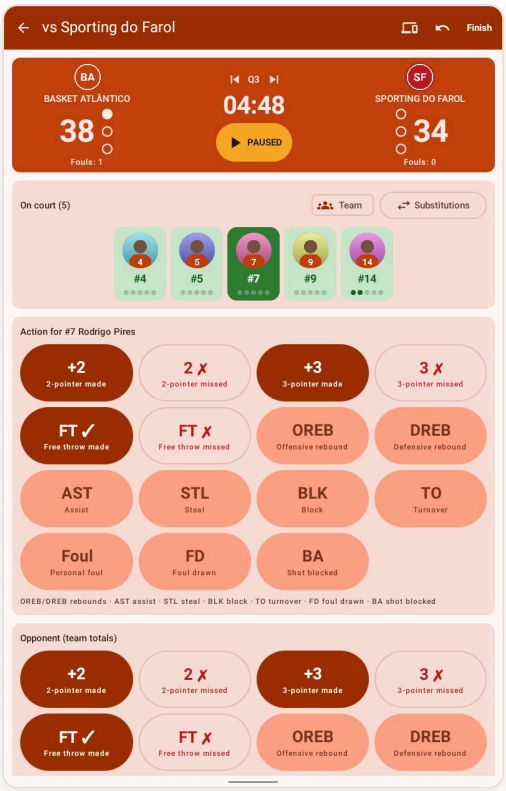

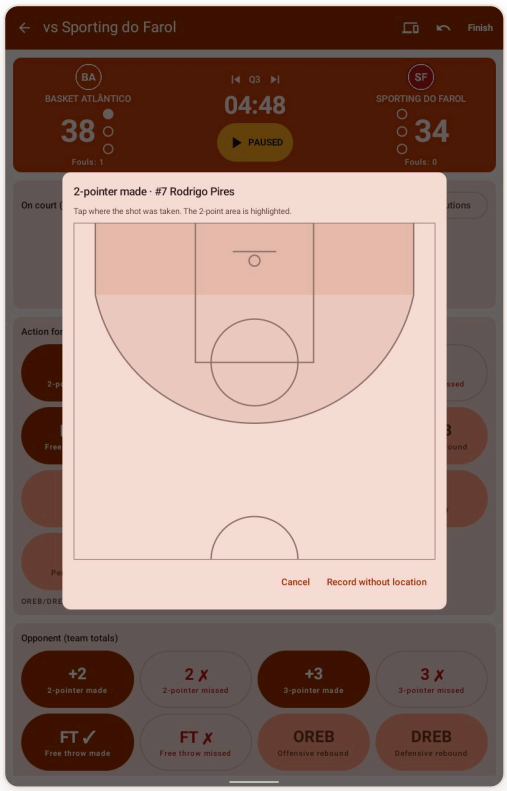

5 Two rules for accurate numbers

- **Clock first**: when the referee stops play (foul, out of bounds, violation, time-out), stop the clock and then record the action. On made baskets the clock keeps running, except in the last 2 minutes of the 4th period and overtime.
- **Possession**: rebounds (OREB, DREB) and steals (STL) already count as a possession, so do not tap «Possession» after them. Tap «Possession» when the player receives a pass, the inbound or picks up a loose ball.

> **Tip:** The full tables, with examples, are in the user manual: «Possession» and «Clock».

6 Finish and share

Tap **Finish**. On the box score:

- **Share** (share icon): a game card image, ready for WhatsApp or Instagram.
- **Printer** → **Share PDF**: the full A4 box score to send by email or WhatsApp.

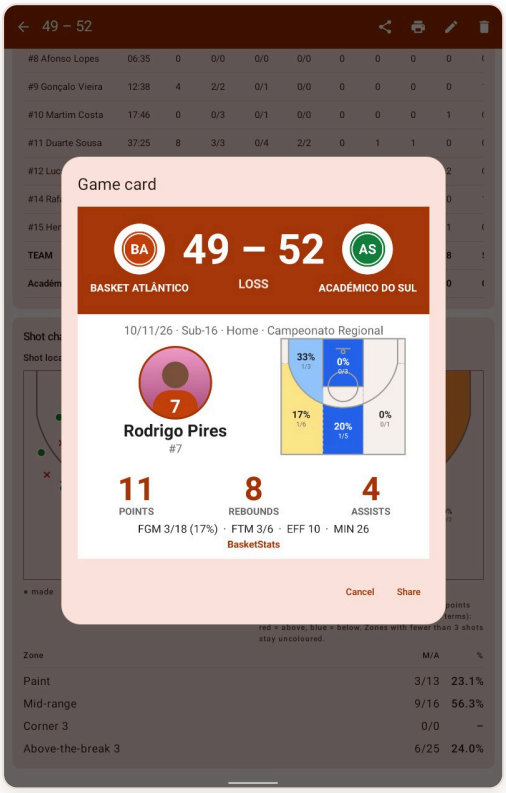

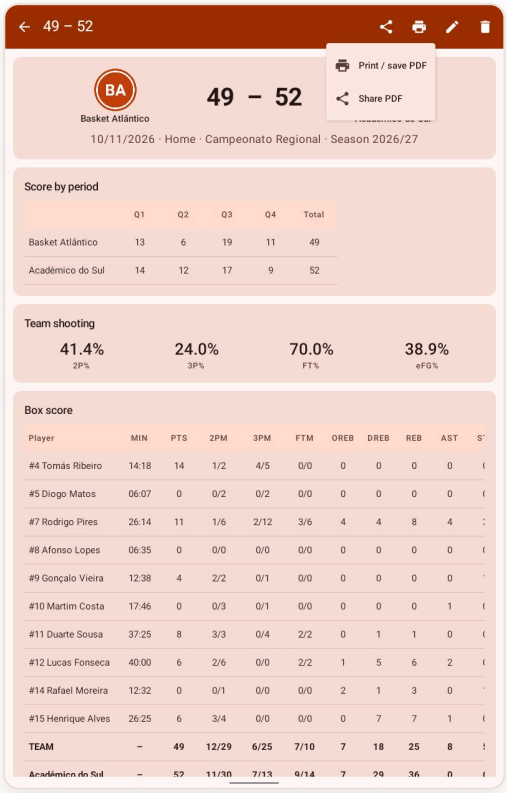

7 Save to Google Drive

In **Settings** → **Connect and sync**, pick your Google account. Games are saved in a “BasketStats” folder in your Drive and can be restored on another device. It works offline during the game and syncs when there is a connection.

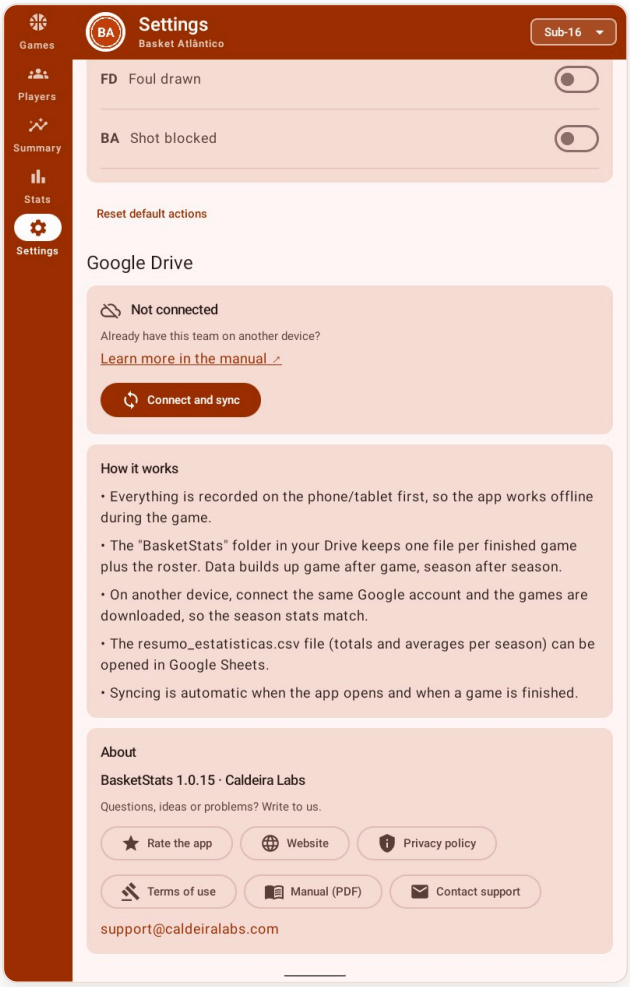

Questions and ideas: support@caldeiralabs.com · caldeiralabs.com/basketstats

© 2026 Caldeira Labs